

# STATISTICAL NEWS



FBoS Release No: 42, 2024

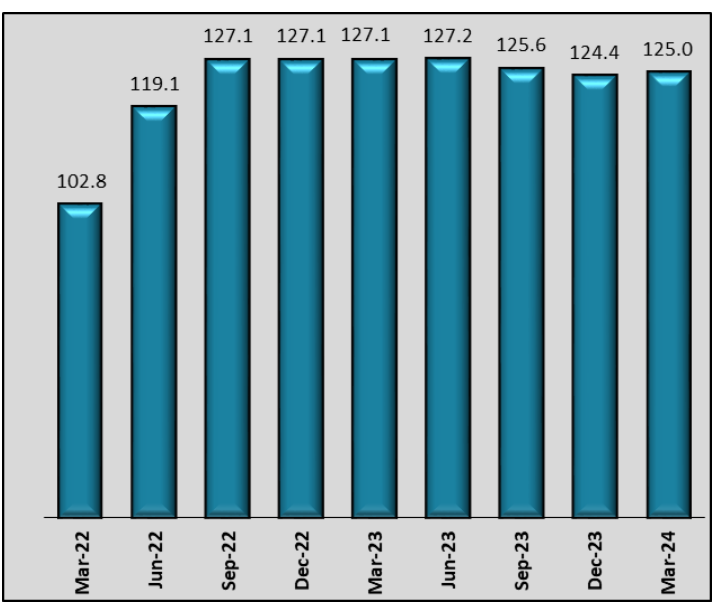
21<sup>st</sup> June 2024

## PRODUCER PRICE INDEX (SERVICES) Experimental Series March Quarter 2024 [Base: Average 4 quarters 2019 = 100.0]

The Producer Price Index (PPI) Services reported in this release covers price changes in the activities of land and water transport services. Progressively, more activities of the services sector will be added to the index.

The Producer Price Index (Services) measures changes in the average prices of a selected range of services sold as they leave the producer.

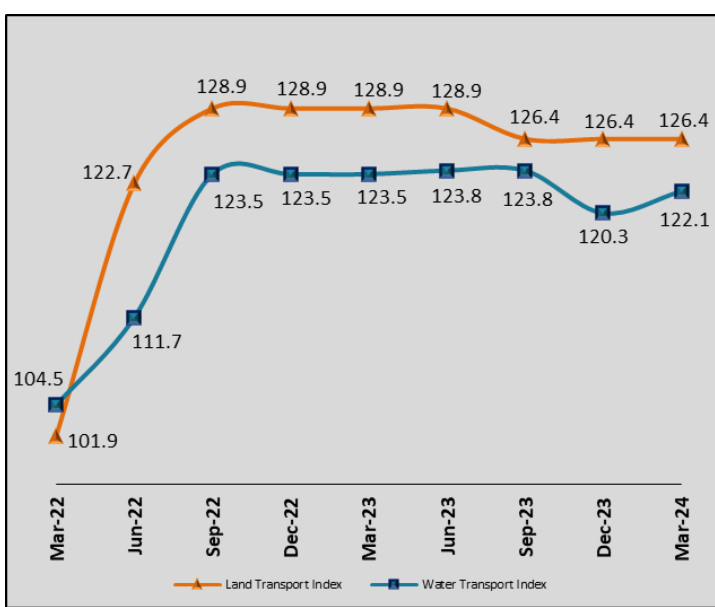
**Graph 1: Overall Index**



**Key Facts**

- The Land and Water transport index stood at 125.0 for the March quarter of 2024, representing a decline of 1.7 percent when compared to the same period in 2023 and an increase of 0.5 percent when compared to the December quarter of 2023.

**Graph 2: Land Transport and Water Transport Index**



**Key Facts**


- The Land transport index stood at 126.4 for the March quarter of 2024, representing a decline of 1.9 percent when compared to the same period in 2023 and no change when compared to the December quarter of 2023.
- The Water transport index stood at 122.1 for the March quarter of 2024, representing a decline of 1.1 percent when compared to the same period in 2023 and an increase of 1.5 percent when compared to the December quarter of 2023.

**Please find attached the following:**

**Table 1:** 2019 Base Yearly & Quarterly SPPI series.

For further enquiries, please contact Ms. Adiola Qasevakatini on email [adielaq@statsfiji.gov.fj](mailto:adielaq@statsfiji.gov.fj) or telephone 331 5822 (ext. 386 240) or direct line 323 0840.

The Producer Price Index for June Quarter 2024 will be released on 17<sup>th</sup> September 2024.



---

Kemueli Naiqama [Mr.]  
**Chief Executive - FBoS**

---

### **Reproduction of Material**

Any table or material published in this release may be reproduced and published without the Fiji Bureau of Statistics' prior approval. However, the source of the information should always be identified and acknowledged in all modes of presentation.

Table 1

**SERVICES PRODUCER PRICE INDEX**  
**Experimental Series**  
**[Base: Average 4 quarters 2019 = 100.0]**

Description	Land and Water Transport	Water Transport	Land Transport	Land Transport			
				Freight transport by road	Bus transport	Taxi	Mini Van
FSIC		50	49	49231	49221	49222	49223
Weight	100.0	32.7	67.3	17.1	29.9	11.4	8.9
<b>Annual Average</b>							
2019 [p]	100.0	100.0	100.0	100.0	100.0	100.0	100.0
2020 [p]	100.4	97.6	101.8	101.1	103.4	100.0	100.0
2021 [p]	100.4	98.2	101.4	99.7	103.4	100.0	100.0
2022 [p]	119.0	115.8	120.6	113.6	131.7	107.7	113.5
2023 [p]	126.1	122.9	127.7	112.7	141.1	115.4	127.0
<b>Quarterly</b>							
Mar-19	99.7	99.2	100.0	100.0	100.0	100.0	100.0
Jun-19	100.1	100.3	100.0	100.0	100.0	100.0	100.0
Sep-19	100.1	100.3	100.0	100.0	100.0	100.0	100.0
Dec-19	100.1	100.3	100.0	100.0	100.0	100.0	100.0
Mar-20	101.1	99.7	101.8	101.1	103.4	100.0	100.0
Jun-20	100.2	96.9	101.8	101.1	103.4	100.0	100.0
Sep-20	100.2	96.9	101.8	101.1	103.4	100.0	100.0
Dec-20	100.2	96.9	101.8	101.1	103.4	100.0	100.0
Mar-21	99.9	96.9	101.4	99.7	103.4	100.0	100.0
Jun-21	99.9	96.9	101.4	99.7	103.4	100.0	100.0
Sep-21	99.9	96.9	101.4	99.7	103.4	100.0	100.0
Dec-21	101.7	102.1	101.4	99.7	103.4	100.0	100.0
Mar-22	102.8	104.5	101.9	101.6	103.4	100.0	100.0
Jun-22	119.1	111.7	122.7	117.6	141.1	100.0	100.0
Sep-22	127.1	123.5	128.9	117.6	141.1	115.4	127.0
Dec-22	127.1	123.5	128.9	117.6	141.1	115.4	127.0
Mar-23	127.1	123.5	128.9	117.6	141.1	115.4	127.0
Jun-23	127.2	123.8	128.9	117.6	141.1	115.4	127.0
Sep-23	125.6	123.8	126.4	107.8	141.1	115.4	127.0
Dec-23	124.4	120.3	126.4	107.8	141.1	115.4	127.0
Mar-24	125.0	122.1	126.4	107.8	141.1	115.4	127.0

**Note:** For Technical Notes on Producer Price Index (Services), please refer to - <https://www.statsfiji.gov.fj/component/advlisting/?view=download&format=raw&fileId=65>.